




**BR 13x-3**

## Fender bracket KS 320185



The optional fender brackets (suitable for all common fenders) are pre-assembled on the transverse supports of the substructure.

You just unscrew the brackets and place the two parts of the brackets on the mounting surface of the fenders symmetrically in longitudinal and transverse direction to each other.

The holes in the brackets serve as a drilling template. After drilling, screw the fenders to the brackets using the fixing screws provided.



**AluTeam Fahrzeugtechnik GmbH**  
Brockhagener Straße 88, D-33649 Bielefeld  
Tel. + 49 (0)521 - 41 73 11 - 0; Fax - 90  
E-Mail: [info@aluteam.de](mailto:info@aluteam.de) / [www.aluteam.de](http://www.aluteam.de)

**AluTeam Fahrzeugtechnik Wolfhagen GmbH**  
Hans-Böckler-Straße 4, D-34466 Wolfhagen  
Tel. + 49 (0)56 92 - 609 - 0; Fax - 38  
E-Mail: [wolfhagen@aluteam.de](mailto:wolfhagen@aluteam.de) / [www.aluteam.de](http://www.aluteam.de)

03.21